



# **FREEDOM OF INFORMATION**

## *2019 Annual Statistics Report*

**Office of the Ombudsman**

Anderson Square  
64 Shedden Road, PO Box 2252  
Grand Cayman KY1-1107  
Cayman Islands

T +1 345 946 6283  
F +1 345 946 6222  
info@ombudsman.ky

[ombudsman.ky](http://ombudsman.ky)

# Contents

03	<b>INTRODUCTION</b>
03	<b>METHODOLOGY</b>
04	<b>FOI STATISTICS</b>
	Number of FOI requests per year (2009-2019)
	Spread of FOI requests across the Public Sector (2019)
	Response times (2009-2019)
	Outcomes of FOI requests (2019)

## Introduction

The FOI Law promotes openness by creating a general right of access, balanced by exemptions for specific reasons, consistent with the system of constitutional democracy in the Cayman Islands.

This report provides statistics that place the 2019 figures in the context of the statistical trends and results since the FOI Law came into effect in 2009.

It supplements but does not duplicate the statistics concerning the Office of the Ombudsman, which can be found in the 2019 Annual Report of the Office of the Ombudsman.

## Methodology

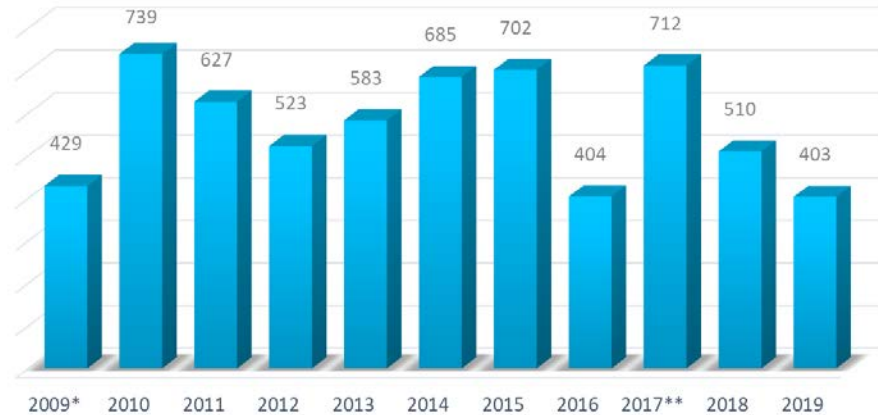
This report was compiled using aggregated statistics from the Cayman Islands Government's central tracking system known as JADE. Where needed, those figures have been augmented with, and verified against, compliance reports on FOI activity received from each individual public authority.

JADE is owned and maintained by the Cabinet Office, and we are grateful to the Information Rights Unit of the Cabinet Office for providing many of the raw data for this report.

# FOI Statistics

## NUMBER OF FOI REQUESTS PER YEAR (2009-2019)

Following an initial spike shortly after the FOI Law came into effect in 2009, the number of requests received by Government has averaged between 400 and 700. In ten years of operation, 6,317 requests were logged in the FOI tracking system.

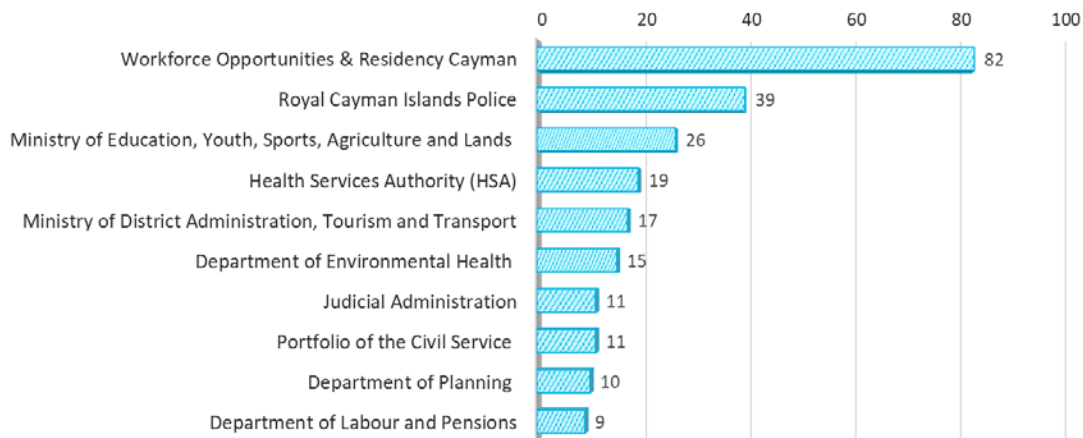


\* 6 months period from 01 January 2009 to 30 June 2009

\*\* 18 months period from 01 July 2016 to 31 December 2017

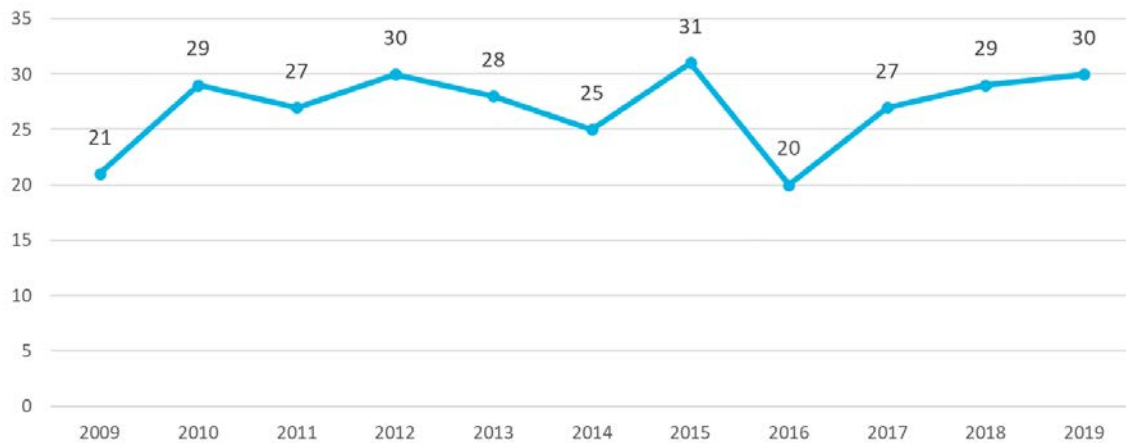
## FOI REQUESTS ACROSS THE PUBLIC SECTOR (2019)

As in previous years, most FOI requests were received by those public authorities whose decisions impact individuals the greatest. Workforce Opportunities & Residency Cayman (WORC) received the most requests (82) followed by the Royal Cayman Islands Police Service (39) and the Ministry of Education, youth, Sports, Agriculture and Lands (26).

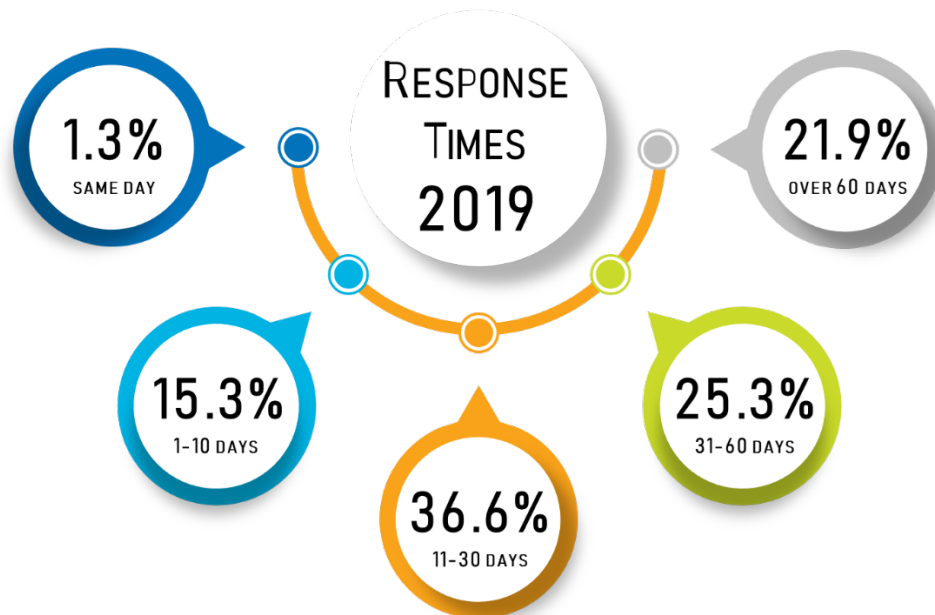


## RESPONSE TIMES 2009-2019

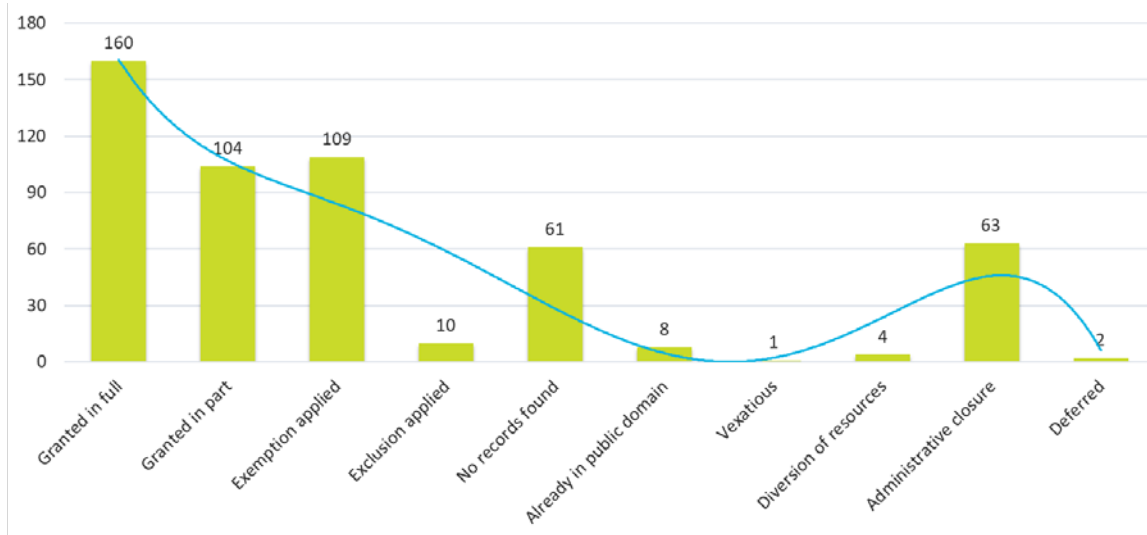
The FOI Law requires public authorities to give their initial response to an FOI request “as soon as practicable” but not later than 30 calendar days after receiving it. This year the average response time increased to 30 days which marks an increase of 10 days since 2016.



In 2019 more than 47% of FOI requests took longer than 30 days, compared to 37% in 2017.

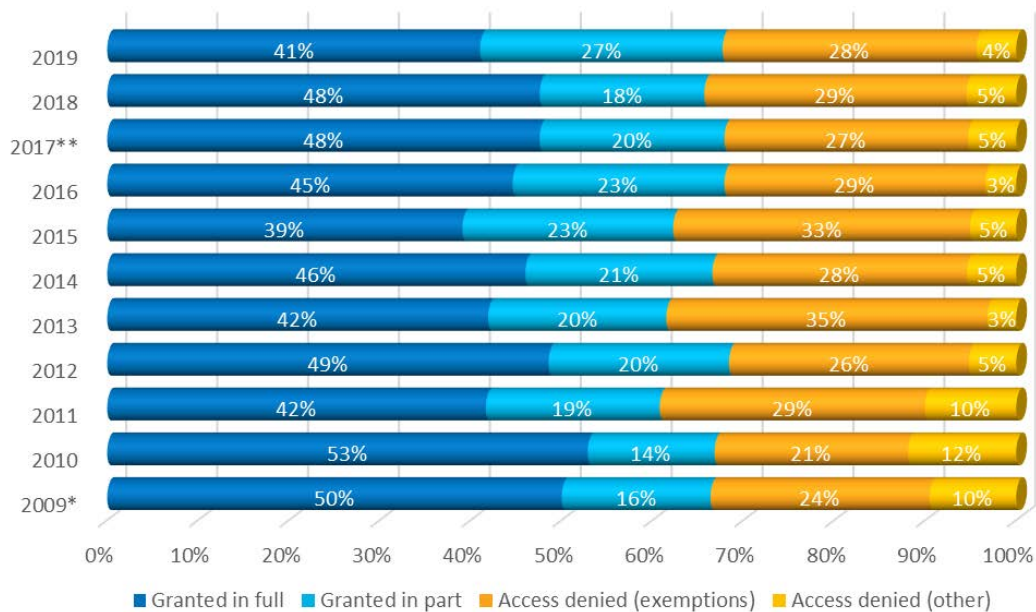


## OUTCOMES OF FOI REQUESTS (2019)



The FOI tracking system logs one or more outcomes for each request.

When certain outcomes are discounted (where no records were found, records were already in the public domain, the request was a duplicate, or the request was withdrawn by the applicant), the proportion of requests granted in full or in part was about 68%, which is average in the 10 year period since the FOI Law has been in effect.



\* 6 months period from 01 January 2009 to 30 January 2009

\*\* 18 months period from 01 July 2016 to 31 December 2017